

# CLASSIC

- 90/10 Pure Down with a minimum fill power of 675
- NEW ripstop outer shell with DWR treatment
- Ultrasoft lining fabric
- Supplied with lightweight stuff sack and large mesh storage sack
- Trapezoid baffle construction maximises down loft and minimises migration
- Anatomical hood to prevent cold spots around head
- 3-Dimensional neck collar helps to prevent cold spots and heat loss around the neck
- 5 baffle Bulls-Eye foot piece and Sharks Toe design
- Gemini neck and zip baffles fuse high quality down and synthetic insulation for improved performance
- Full length side zip with anti-snap baffle

## Notes

Women's models have higher concentration of down in foot baffles

Classic 300 does not feature neck collar

**UPDATED**

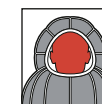


The down used in these bags is ethically sourced 90% Pure Down which is carefully blended to ensure quality. Each batch is individually tested at point of filling the bags to ensure a minimum fill power of 675 cubic inches.



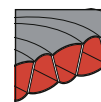
### Sharks Toe Foot

Reduces compression of insulation and allows feet to lie in a natural position.



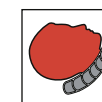
### Anatomical Hood

Carefully shaped profile to maximise comfort and heat retention.



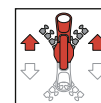
### Trapezoid Baffles

A modified V baffle using less fabric whilst holding down where its needed most.



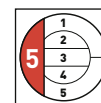
### 3-Dimensional Neck Collar

Ergonomic baffle that sits comfortably around your neck to retain maximum heat.



### 2-way Locking Zipper

Allows the bag to be opened from either end - features self locking zip-pulls.



### 5-baffle Bulls-Eye Foot Piece

5 individual baffles to keep your feet warm and allow down to loft more effectively.

Mountain Equipment bags are independently tested and all temperatures stated correlate to EN13537

NAME	UK CODE	GERMAN CODE	SIZE	EXTREME (°C)	COMFORT LIMIT (°C)	COMFORT (°C)	ME SLEEPZONE (°C)	TOTAL BAG WEIGHT (g)	FILL WEIGHT (g)	MAX USER HEIGHT (cm)	FOOT WIDTH (cm)	KNEE WIDTH (cm)	SHOULDER WIDTH (cm)	STUFF SACK SIZE diameter x height	STUFF SACK COMPRESSED diameter x height	STUFF SACK COMPRESSED volume in litres
CLASSIC 300	20666 - 044	6104 - 336	STD	-12	+3	+7	25 to 0	820	300	185	38	58	74	17x30	17x24	5.5
	20666 - 044	6126 - 336	XL	-12	+3	+7	25 to 0	870	350	200	40	56	76	17x30	17x26	5.9
CLASSIC 500	20667 - 841	6119 - 417	SM	-20	-4	+2	20 to -5	1080	500	175	40	56	74	19x34	19x28	7.9
	20667 - 841	6115 - 417	STD	-20	-4	+2	20 to -5	1100	500	185	40	56	74	19x34	19x28	7.9
WMS CLASSIC 500	20667 - 841	6118 - 417	XL	-20	-4	+2	20 to -5	1180	550	200	42	58	76	19x34	19x30	8.5
	20668 - 143	6130 - 461	STD	-20	-4	+2	20 to -5	1080	500	175	40	56	74	19x34	19x26	7.4
CLASSIC 750	20669 - 530	6120 - 404	SM	-31	-12	-5	10 to -12	1340	750	175	40	56	74	21x36	21x31	10.7
	20669 - 530	6114 - 404	STD	-31	-12	-5	10 to -12	1390	750	185	40	56	74	21x36	21x31	10.7
	20669 - 530	6117 - 404	XL	-31	-12	-5	10 to -12	1470	800	200	42	58	76	21x36	21x33	11.4
WMS CLASSIC 750	20670 - 558	6131 - 368	STD	-31	-12	-5	10 to -12	1340	750	175	40	56	74	21x36	21x31	10.7
CLASSIC 1000	20671 - 765	6101 - 379	SM	-35	-15	-8	10 to -20	1600	1000	175	40	56	74	23 x 38	23x33	13.7
	20671 - 765	6113 - 379	STD	-35	-15	-8	10 to -20	1700	1000	185	40	56	74	23 x 38	23x33	13.7
	20671 - 765	6116 - 379	XL	-35	-15	-8	10 to -20	1750	1050	200	42	58	76	23 x 38	23x35	14.5

